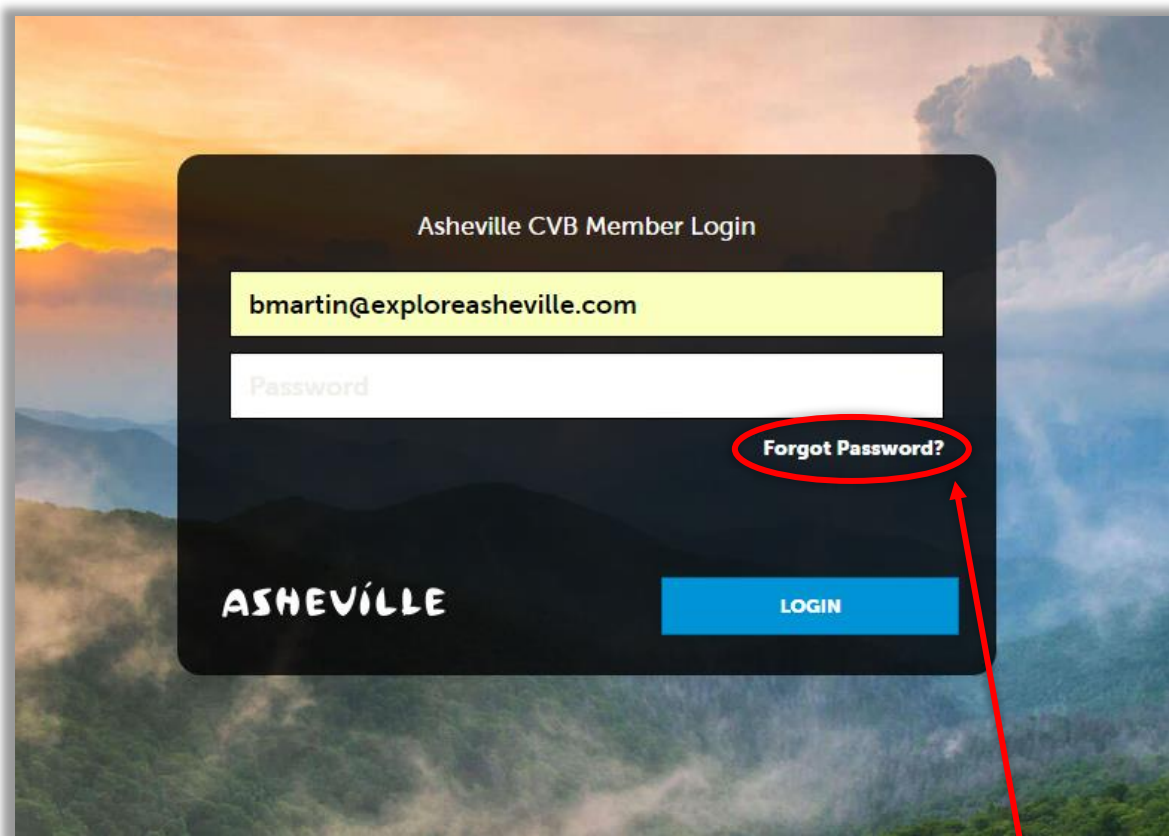


# How To Add Calendar Events

to ExploreAsheville.com and the Explore Asheville App

## STEP 1

Go to the login screen, found at [www.ExploreAsheville.com/Partners](http://www.ExploreAsheville.com/Partners) (we recommend bookmarking this site for easy access in the future)



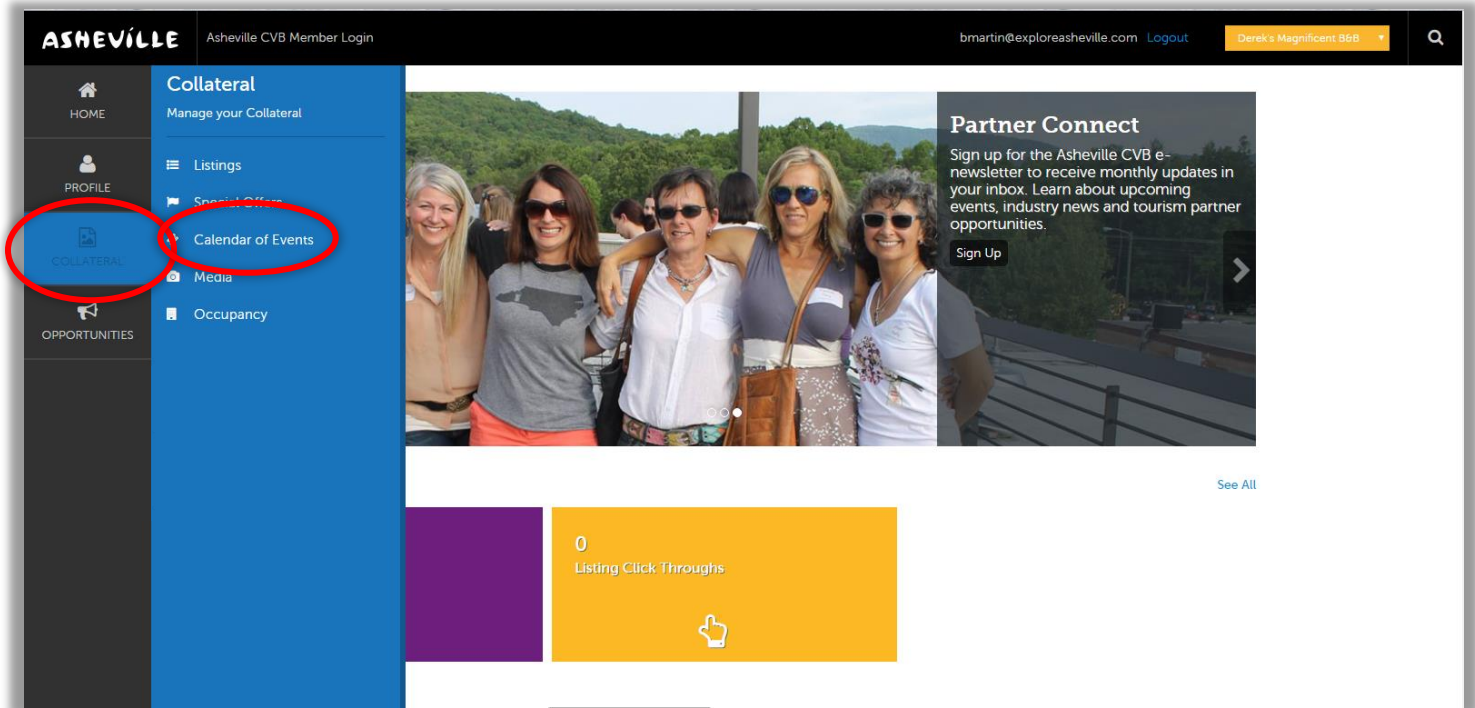
## STEP 2

Enter your username and password to login.

Hint: Your username is your email address. If you forget your password click here

### STEP 3

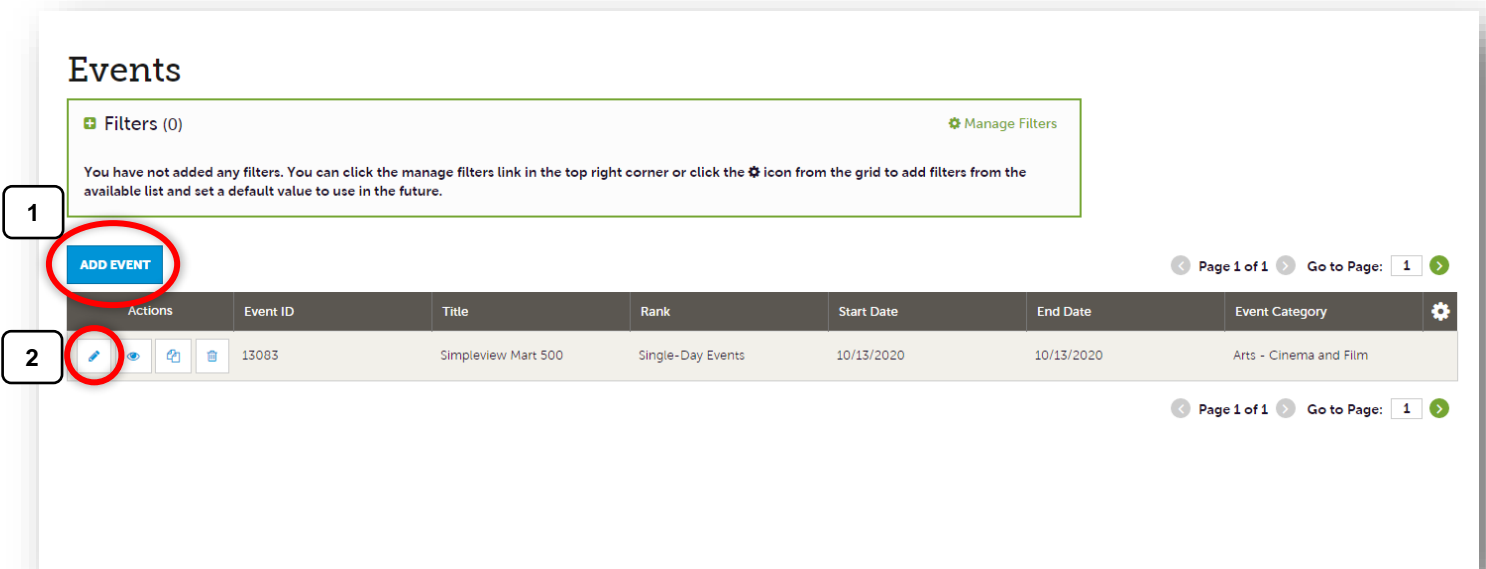
Click COLLATERAL in the left-hand navigation menu. Then click Calendar of Events in the blue sub-navigation menu.



### STEP 4

1. To submit a new event click ADD EVENT.

2. To edit an existing event click the  pencil icon next to the event you wish to edit.



## STEP 5

Whether you are adding a new event or editing an existing event, make sure ALL required fields are filled out, then click SAVE in the top left-hand corner.

The screenshot shows the 'New Event' form in the Asheville CVB member portal. The form is titled 'New Event' and has a 'SAVE' button circled in red. The form is divided into sections: 'Event Information', 'Account', 'Contact', 'Admission', and 'Description'. The 'Account' field is set to 'Asheville CVB' and is marked as required. The 'Title' field is empty and marked as required. The 'Contact' field is set to '--Choose One--' and is marked as required. The 'Admission' field is empty and marked as required. The 'Description' field is empty and marked as required. The 'SAVE' button is located in the top left-hand corner of the form.

- ✓ Please note: Your changes will not automatically be visible on your listing, they will first go through an approval process that may take 48-72 hours. You will be notified via email when your changes are approved or denied.

## Criteria for Event Submission on the ExploreAsheville.com Events Calendar

All event submissions are subject to an approval process. The ACVB retains the right to qualify events submitted and approve or deny based on the criteria.

Event must:

- Be open to the public and out-of-town visitor-friendly
- Be located in Buncombe County or within 70 miles, in the state of NC
- Make no mention of, or linking to, out of Buncombe county lodging or offer camping
- Not be a community fundraiser, yard sale, or the like that would not appeal to a visitor
- Be a scheduled tour, not an "any day or time availability" event submission
- Include an image (image specifications are 640x480 pixels) and full details at time of submission

*Just a few more things to note!*

Please:

- Do not mass delete past events in the Extranet. The ACVB would like to keep them in the database
- Recurring events may only stay on ExploreAsheville.com's Event Calendar for 3-month periods.
- The earlier events are submitted - the more exposure! Submit events as soon as possible for maximum exposure.

*Need help or have questions? Please contact us at [PartnerSupport@ExploreAsheville.com](mailto:PartnerSupport@ExploreAsheville.com).*