



# WELCOME!

The September 29, 2021 virtual meeting of the  
Buncombe County Tourism Development Authority  
will begin shortly.

Explore **ASHEVILLE**



# CALL TO ORDER

**Chair Kathleen Mosher**

**Call to Order the Virtual Joint  
Meeting of the BCTDA,  
Public Authority and BCTDA,  
Nonprofit Corporation**



**Buncombe County Tourism Development Authority  
A Joint Meeting of the Public Authority and Nonprofit Corporation  
Board Meeting**

Wednesday, September 29, 2021 | 9:00 a.m.  
Via Zoom Webinar due to NC COVID-19 State of Emergency – [Attending Public – Register Here](#)

**Agenda**

9:00 a.m.	Call to Order the Joint Meeting of the BCTDA, Public Authority and BCTDA, Nonprofit Corporation	Kathleen Mosher
9:05 a.m.	Welcome New BCTDA Board Members - Larry Crosby, The Foundry Hotel - Matthew Lehman, Grand Bohemian Hotel Asheville - Michael Lusick, FIRC Group, Inc.	Vic Isley
9:10 a.m.	Approval of 08.25.21 Meeting Minutes	Kathleen Mosher
9:15 a.m.	August 2021 Financial Reports	Jennifer Kass-Green
9:20 a.m.	President & CEO Report a. Industry Metrics b. BCTDA Annual Meeting Recap c. Other Updates	Vic Isley
9:30 a.m.	Asheville City Council Update	Councilmember Sandra Kilgore
9:35 a.m.	Buncombe County Commission Update	Commissioner Robert Pressley
9:40 a.m.	Miscellaneous Business	Kathleen Mosher
9:45 a.m.	Comments from the General Public	Kathleen Mosher
9:55 a.m.	Adjournment	Kathleen Mosher

The next joint BCTDA meeting is on **Wednesday, October 27, 2021**, at 9:00 a.m., either virtually or in the Explore Asheville Board Room at 27 College Place in Asheville. Please contact Jonna Sampson at [jsampson@ExploreAsheville.com](mailto:jsampson@ExploreAsheville.com) or 828.258.6111 with questions.

***BCTDA Mission Statement***

*To be a leader in the economic development of Buncombe County by attracting and servicing visitors, generating income, jobs and tax revenues which make the community a better place to live and visit.*

# MEETING AGENDA & DOCS

## Chair Kathleen Mosher

The agenda and meeting documents are available online.

### Go to:

>AshevilleCVB.com

>About the Buncombe County TDA

>Find out about upcoming BCTDA meetings

Explore Asheville  
Convention & Visitors Bureau

About Buncombe County TDA Visitor Information Partner Login

What We Do ▾ Business Toolkit ▾ Research & Reports News & Events ▾ Community Programs ▾ COVID-19 Resources ▾ Contact Us ▾

### About the Buncombe County TDA

#### What is the Buncombe County Tourism Development Authority?

The Buncombe County Tourism Development Authority is the public authority created in 1983 by an act of the North Carolina Legislature to oversee the collection and investment of **occupancy taxes** paid by travelers who stay overnight in commercial lodging establishments, such as hotels and motels, bed and breakfast operations, and vacation rentals such as Airbnb and VRBOs. The members of the Buncombe County TDA Board have a fiduciary responsibility to ensure that the tax dollars are spent in accordance with the specific legislation governing their use.

- [Meet the members of the Buncombe County TDA Board >>](#)
- [Find out about upcoming BCTDA meetings >>](#)
- [Review past BCTDA meeting minutes & documents >>](#)

#### What does the Buncombe County TDA do?

The BCTDA oversees the work of the Explore Asheville Convention & Visitors Bureau, which develops and carries out advertising, marketing, public relations, and group sales plans to inspire leisure and business travelers to visit here. In 2019, these efforts attracted 4.2 million overnight visitors, providing a base of customers that spent \$2.2 billion at local businesses and generated a total \$3.3 billion economic impact for the community.

### Quick Links

- » Share Your Feedback
- » Contact Us
- » Extranet Login
- » Request an Account

### Upcoming Events

One-on-One Wednesdays with Explore Asheville  
Wednesday, April 28

Buncombe County TDA Board Meeting – April 2021  
Wednesday, April 28, 9:00 am - 10:25 am

One-on-One Wednesdays with Explore Asheville

# BCTDA ROLL CALL

## **Chair Kathleen Mosher**

- Vice Chair Brenda Durden
- Leah Ashburn
- Andrew Celwyn
- Larry Crosby
- Gary Froeba
- Matthew Lehman
- Michael Lusick
- John McKibbon
- Asheville City Councilmember  
Sandra Kilgore
- Buncombe County Commissioner  
Robert Pressley
- Chair Kathleen Mosher



# WELCOME TO OUR NEW BCTDA BOARD MEMBERS

VIC ISLEY  
PRESIDENT & CEO

Explore **ASHEVILLE**

# WELCOME LARRY CROSBY

**Welcome new BCTDA Board Member**

**Larry Crosby**

**General Manager, The Foundry Hotel**

Appointed by Asheville City Council

Representing a lodging property with 100 rooms or less

1-Year Partial Term Expiring 8/31/22





# WELCOME MATTHEW LEHMAN

**Welcome new BCTDA Board Member**

**Matthew Lehman**

**General Manager, Grand Bohemian Hotel Asheville**

Appointed by Asheville City Council

Representing a lodging property with 101+ rooms

3-Year Term Expiring 8/31/24



# WELCOME MICHAEL LUSICK

**Welcome new BCTDA Board Member**


**Michael Lusick**

Vice President of Hospitality, FIRC Group, Inc.

Appointed by Asheville City Council

Representing a lodging property with 101+ rooms

3-Year Term Expiring 8/31/24





# BOARD MEMBERS COUNTY APPOINTMENTS

Board Member	Representation	Term Expiration
Gary Froeba	Lodging 101+ Rooms	8/31/21*
John McKibbon	Lodging <101 Rooms	8/31/21*

\* Or until someone is appointed to replace the position

- County applications closed September 20
- County Commissioners to interview applicants October 5 (rescheduled from September 7 and August 17) and make their appointments

# MINUTES

**Chair Kathleen Mosher**

## **August 25, 2021 Regular BCTDA Meeting Minutes**

- Questions/Comments
- Motion to Approve
- Motion Second
- Discussion

**Board Meeting Minutes**  
Wednesday, August 25, 2021

<b>Present (Voting):</b>	Kathleen Mosher, Chair; Brenda Durden, Vice Chair; Leah Ashburn, Andrew Celwyn, Gary Froeba, Himanshu Karvir, John Luckett, John McKibbin
<b>Absent (Voting):</b>	None
<b>Present (Ex-Officio):</b>	Buncombe County Commissioner Robert Pressley
<b>Absent (Ex-Officio):</b>	Asheville City Councilmember Sandra Kilgore
<b>CVB Staff:</b>	Vic Isley, Marla Tambellini, Marshall Hilliard, Pat Kappes, Jonna Sampson, Kathi Petersen, Daniel Bradley
<b>BC Finance:</b>	Don Warn, Buncombe County/BCTDA Fiscal Agent
<b>Legal Counsel:</b>	Sabrina Rockoff, McGuire, Wood & Bisette
<b>Online Attendees:</b>	Noah Wilson, Mountain BizWorks Cristina Hall Ackley, Ginger's Revenge Rich Cundiff, Rocky's Hot Chicken Shack Tim Green, Sole82 Torin Kexel, The Flying Bike Carli Adams, Glenn Cox, Kathryn Dewey, Hannah Dosa, Connie Holliday, Jennifer Kass-Green, Holly Oakley, Charlie Reed, Whitney Smith, Dodie Stephens; Explore Asheville Staff Jane Anderson, Asheville Independent Restaurant Association Kit Cramer, Asheville Area Chamber of Commerce Sharon Tabor, Black Mountain-Swannanoa Chamber of Commerce Madison Davis, Andrew Lawrence; Asheville Buncombe Regional Sports Commission Jim Muth, Past BCTDA Board Member Robert Michel, Asheville Homestay Network Rick Bell, Engadine Inn and Cabins Jason Sandford, Ashevillegas Hot Sheet John Boyle, Asheville Citizen-Times Brooke Randle, Mountain Xpress Bryan Overstreet, WLOS Sunshine Request

Additional tourism community partners and members of the public registered in advance and viewed the meeting online.



# MINUTES - ROLL CALL VOTE

## **Chair Kathleen Mosher**

- Vice Chair Brenda Durden
- Leah Ashburn
- Andrew Celwyn
- Larry Crosby
- Gary Froeba
- Matthew Lehman
- Michael Lusick
- John McKibbon
- Chair Kathleen Mosher

# FINANCIAL REPORTS

**Explore Asheville Director of Finance  
Jennifer Kass-Green**

Presentation of the August 2021 Financial Reports



## BUNCOMBE COUNTY TOURISM DEVELOPMENT AUTHORITY

### Monthly Statement of Revenues, Expenditures, and Changes in Fund Balance

#### Operating Fund, Budget and Actual

August 31, 2021

	Current Budget	Current Month Actual	Year to Date Actual	Budget Remaining	(%) Budget Used	Prior Year Year to Date Actual	(%) Change From
<b>Revenues:</b>							
Occupancy tax, net	\$ 20,369,690	\$ 2,807,310	\$ 2,807,310	\$ 17,562,380	13.8%	\$ 1,390,343	101.9%
Investment income	-	94	94	(94)	-	66	41.7%
Other income	-	-	-	-	-	230	-100.0%
Earned revenue	150,000	13,353	13,353	136,647	8.9%	-	-
Total revenues	20,519,690	2,820,757	2,820,757	17,698,933	13.7%	1,390,639	102.8%
<b>Expenditures:</b>							
Salaries and Benefits	2,889,976	166,551	370,998	2,518,978	12.8%	290,867	27.5%
Sales	1,236,063	35,183	104,655	1,131,408	8.5%	133,422	-21.6%
Marketing	15,321,893	549,550	1,134,915	14,186,978	7.4%	557,765	103.5%
Community Engagement	123,178	1,920	4,648	118,530	3.8%	1,883	146.8%
Administration & Facilities	798,580	59,267	126,542	672,038	15.8%	117,271	7.9%
Events/Festivals/Sponsorships	200,564	5,000	5,000	195,564	2.5%	373	1238.8%
Total expenditures	20,570,254	817,472	1,746,758	18,823,496	8.5%	1,101,582	58.6%
Revenues over (under) expenditures	(50,564)	2,003,285	1,074,000			\$ 289,057	271.6%
<b>Other Financing Sources:</b>							
Carried over earned income	50,564	-	-				
Total other financing sources	50,564	-	-				
Net change in fund balance	\$ -	\$ 2,003,285	1,074,000				
Fund balance, beginning of year			17,765,544				
Fund balance, end of month			\$ 18,839,544				

As directed by State statute, 75% of the occupancy tax revenue is invested in tourism promotion (reflected in the operations budget presented here) and 25% is dedicated to the Tourism Product Development Fund (TPDF) to be used for tourism-related community grants. The TPDF is budgeted by project ordinance due to the nature of the fund. Revenue dedicated to TPDF is projected at \$6,789,897 for FY22.

# PG 2

## BUNCOMBE COUNTY TOURISM DEVELOPMENT AUTHORITY

### Monthly Revenue Summary

August 31, 2021

Month of room sales:	Operating Fund						Product Development Fund					
	By Month			Cumulative Year-to-Date			By Month			Cumulative Year-to-Date		
	Current Year	Prior Year	(%) Change	Current Year	Prior Year	(%) Change	Current Year	Prior Year	(%) Change	Current Year	Prior Year	(%) Change
July	\$ 2,807,310	\$ 1,390,343	102%	\$ 2,807,310	\$ 1,390,343	102%	\$ 935,770	\$ 463,448	102%	\$ 935,770	\$ 463,448	102%
August	-	1,576,516	-	-	2,966,859	-	-	\$ 525,505	-	-	988,953	-
September	-	1,598,161	-	-	4,565,021	-	-	\$ 532,720	-	-	1,521,674	-
October	-	2,329,272	-	-	6,894,292	-	-	\$ 776,424	-	-	2,298,097	-
November	-	1,557,487	-	-	8,451,779	-	-	\$ 519,162	-	-	2,817,260	-
December	-	1,517,197	-	-	9,968,976	-	-	\$ 505,732	-	-	3,322,992	-
January	-	1,095,262	-	-	11,064,238	-	-	\$ 365,087	-	-	3,688,079	-
February	-	1,044,459	-	-	12,108,697	-	-	\$ 348,153	-	-	4,036,232	-
March	-	1,559,694	-	-	13,668,391	-	-	\$ 519,898	-	-	4,556,130	-
April	-	1,898,355	-	-	15,566,746	-	-	\$ 632,785	-	-	5,188,915	-
May	-	2,119,721	-	-	17,686,467	-	-	\$ 706,574	-	-	5,895,489	-
June	-	2,438,581	-	-	20,125,048	-	-	\$ 812,860	-	-	6,708,349	-
Total revenues	<u>\$ 2,807,310</u>	<u>\$ 20,125,048</u>		<u>\$ 2,807,310</u>	<u>\$ 20,125,048</u>		<u>\$ 935,770</u>	<u>\$6,708,349</u>		<u>\$ 935,770</u>	<u>\$6,708,349</u>	

## BUNCOMBE COUNTY TOURISM DEVELOPMENT AUTHORITY

### Monthly Product Development Fund Summary

August 31, 2021

	Budget	Life to Date Actuals	Remaining Budget	(%) Budget Used
<b>Revenues:</b>				
Occupancy Tax	\$ 18,360,000	\$ 24,564,181	\$ (6,204,181)	133.8%
Investment Income	-	1,231,669	(1,231,669)	0.0%
<b>Total revenues</b>	<u>18,360,000</u>	<u>25,795,851</u>	<u>(7,435,851)</u>	<u>140.5%</u>
<b>Expenditures:</b>				
<b>Product development fund projects:</b>				
2012 Montford Park Players (Welcome Facility & Amphitheatre Renovations)	125,000	-	125,000	-
2014 City of Asheville (Riverfront Destination Development 1.0)	7,100,000	3,300,000	3,800,000	46.5%
2016 Asheville Community Theatre (Theatre Expansion & Renovation)	1,000,000	430,000	570,000	43.0%
2017 Buncombe County Government (Woodfin Greenway & Blueway)	2,250,000	-	2,250,000	-
2018 Buncombe County Government (Enka Recreation Destination)	6,000,000	-	6,000,000	-
2018 Eagle Market Streets Dev. Corp. (YMI Cultural Center Improvements)	800,000	42,863	757,137	5.4%
2018 River Front Development Group (African-American Heritage Museum at Stephens-L	100,000	-	100,000	-
2021 African American Heritage Trail	500,000	16,468	483,532	3.3%
2021 Wortham Center for the Performing Arts (Air Ionization System)	45,000	45,000	-	100.0%
Total product development projects	<u>17,920,000</u>	<u>3,834,331</u>	<u>14,085,669</u>	<u>21.4%</u>
Product development fund administration	<u>440,000</u>	<u>910</u>	<u>439,090</u>	<u>0.2%</u>
Total product development fund	<u>\$ 18,360,000</u>	<u>\$ 3,835,241</u>	<u>\$ 14,524,759</u>	<u>20.9%</u>
<b>Product Development Funds Available for Future Grants</b>				
Total Net Assets		\$ 21,559,155		
Less: Liabilities/Outstanding Grants		(14,085,669)		
Less: Unspent Admin Budget (Current Year)		(439,090)		
Current Product Development Amount Available		<u>\$ 7,034,396</u>		



## BUNCOMBE COUNTY TOURISM DEVELOPMENT AUTHORITY

*Monthly Balance Sheet**Governmental Funds*

August 31, 2021

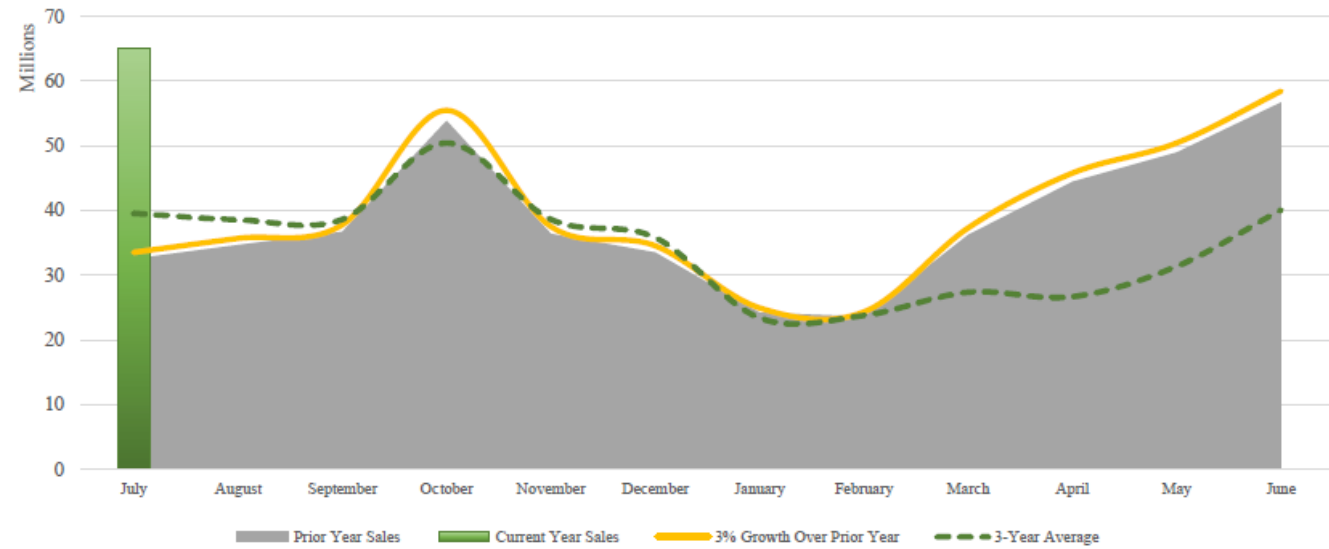
	Operating Fund	Product Development Fund	Total
<b>Assets:</b>			
Current assets:			
Cash and investments	\$ 18,917,156	\$ 21,559,155	\$ 40,476,311
Receivables	-	-	-
Total current assets	<u>\$ 18,917,156</u>	<u>\$ 21,559,155</u>	<u>40,476,311</u>
<b>Liabilities:</b>			
Current liabilities:			-
Accounts payable	\$ 43,762	\$ -	\$ 43,762
Future events payable	33,850	\$ 14,085,669	\$ 14,119,519
Total current liabilities	<u>77,612</u>	<u>\$ 14,085,669</u>	<u>\$ 14,163,282</u>
<b>Fund Balances:</b>			-
Restricted for product development fund	-	7,473,486	7,473,486
Committed for event support program	100,644	-	100,644
State Required Contingency	1,629,575	-	1,629,575
Designated Contingency	10,184,845	-	10,184,845
Undesignated (cash flow)	6,924,480	-	6,924,480
Total fund balances	<u>18,839,544</u>	<u>7,473,486</u>	<u>26,313,029</u>
 Total liabilities and fund balances	<u>\$18,917,156</u>	<u>\$ 21,559,155</u>	<u>\$ 40,476,311</u>

## BUNCOMBE COUNTY TOURISM DEVELOPMENT AUTHORITY

### Total Lodging Sales

Shown by Month of Sale, Year-to-Date

August 31, 2021



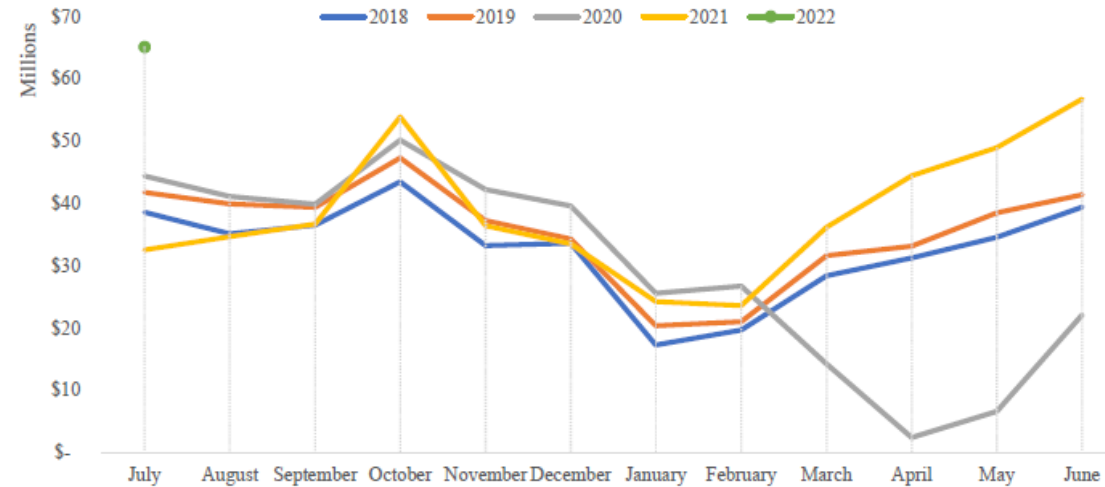
	Current Year	Prior Year	(%) Change	YTD (%) Change	3% Over Prior Year	3-Year Average
<b>Month of lodging sales:</b>						
July	\$ 65,130,684	\$ 32,547,111	100%	100%	\$ 33,523,525	\$ 39,555,784
August	-	34,663,339	-	-	35,703,239	38,564,848
September	-	36,683,164	-	-	37,783,659	38,626,462
October	-	53,870,769	-	-	55,486,892	50,430,547
November	-	36,407,948	-	-	37,500,187	38,612,899
December	-	33,504,228	-	-	34,509,355	35,790,730
January	-	24,213,034	-	-	24,939,425	23,373,855
February	-	23,577,360	-	-	24,284,681	23,752,998
March	-	36,200,146	-	-	37,286,151	27,348,756
April	-	44,431,592	-	-	45,764,539	26,658,362
May	-	48,972,888	-	-	50,442,075	31,353,884
June	-	56,733,573	-	-	58,435,580	40,085,205
Total revenues	<u>\$ 65,130,684</u>	<u>\$ 461,805,154</u>			<u>\$475,659,309</u>	<u>\$414,154,329</u>

## BUNCOMBE COUNTY TOURISM DEVELOPMENT AUTHORITY

*History of Total Sales by Month*

*Shown by Month of Sale, Year-to-Date*

August 31, 2021



### Month of lodging sales:

	2018	2019	2020	2021	2022
July	\$ 38,602,612	\$ 41,734,276	\$ 44,385,965	\$ 32,547,111	\$ 65,130,684
August	35,118,463	39,917,550	41,113,655	34,663,339	-
September	36,475,819	39,327,048	39,869,174	36,683,164	-
October	43,473,922	47,272,253	50,148,618	53,870,769	-
November	33,231,722	37,240,595	42,190,154	36,407,948	-
December	33,597,999	34,272,393	39,595,569	33,504,228	-
January	17,286,992	20,347,077	25,561,453	24,213,034	-
February	19,676,430	20,985,316	26,696,319	23,577,360	-
March	28,406,443	31,638,002	14,208,120	36,200,146	-
April	31,240,963	33,141,034	2,402,461	44,431,592	-
May	34,544,014	38,464,222	6,624,541	48,972,888	-
June	39,441,126	41,413,202	22,108,839	56,733,573	-
Total lodging sales	\$ 391,096,506	\$ 425,752,967	\$ 354,904,866	\$ 461,805,154	\$ 65,130,684

# PG 7

## BUNCOMBE COUNTY TOURISM DEVELOPMENT AUTHORITY

Total Lodging Sales by Type

Shown by Month of Sale, Year-to-Date

August 31, 2021

Month of room sales:	Hotel/Motel				Vacation Rentals				Bed & Breakfast				Grand Totals			
	Current Year	Prior Year	% Change	YTD % Change	Current Year	Prior Year	% Change	YTD % Change	Current Year	Prior Year	% Change	YTD % Change	Current Year	Prior Year	% Change	YTD % Change
July	\$ 40,213,765	\$ 19,132,318	110.2%	110.2%	\$ 23,242,750	\$ 12,282,646	89.2%	89.2%	\$ 1,674,168	\$ 1,132,148	47.9%	47.9%	\$ 65,130,684	\$ 32,547,111	100.1%	100.1%
August	-	19,815,648	-		-	13,723,974	-		-	1,123,717	-		-	34,663,339	-	
September	-	22,012,507	-		-	13,374,865	-		-	1,295,793	-		-	36,683,164	-	
October	-	36,464,280	-		-	15,478,848	-		-	1,927,642	-		-	53,870,769	-	
November	-	24,630,899	-		-	10,553,316	-		-	1,223,733	-		-	36,407,948	-	
December	-	22,871,661	-		-	9,595,156	-		-	1,037,411	-		-	33,504,228	-	
January	-	12,224,328	-		-	11,501,937	-		-	486,770	-		-	24,213,034	-	
February	-	11,355,651	-		-	11,724,546	-		-	497,164	-		-	23,577,360	-	
March	-	17,985,847	-		-	17,425,713	-		-	788,586	-		-	36,200,146	-	
April	-	25,263,739	-		-	17,989,856	-		-	1,177,997	-		-	44,431,592	-	
May	-	28,820,291	-		-	18,717,048	-		-	1,435,549	-		-	48,972,888	-	
June	-	34,585,868	-		-	20,636,726	-		-	1,510,978	-		-	56,733,573	-	
Total	\$ 40,213,765	\$ 275,163,036			\$ 23,242,750	\$ 173,004,631			\$ 1,674,168	\$ 13,637,487			\$ 65,130,684	\$ 461,805,154		

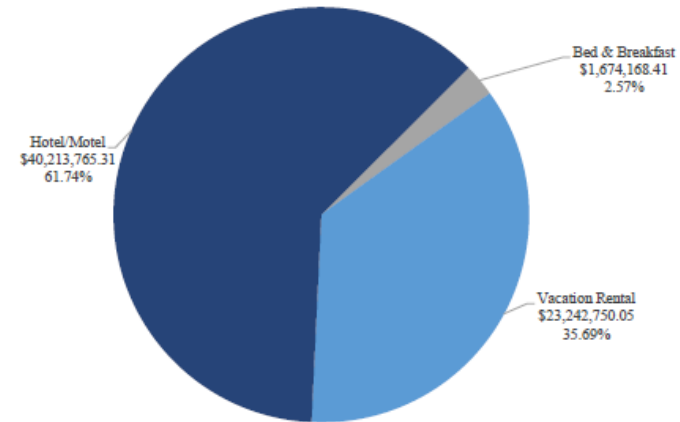
## BUNCOMBE COUNTY TOURISM DEVELOPMENT AUTHORITY

Total Lodging Sales by Type

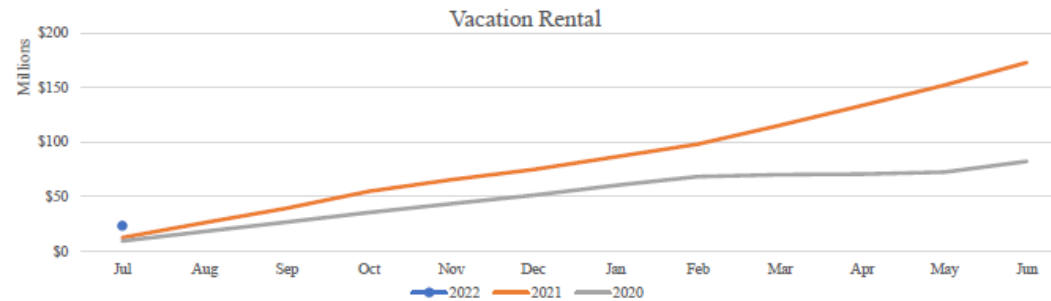
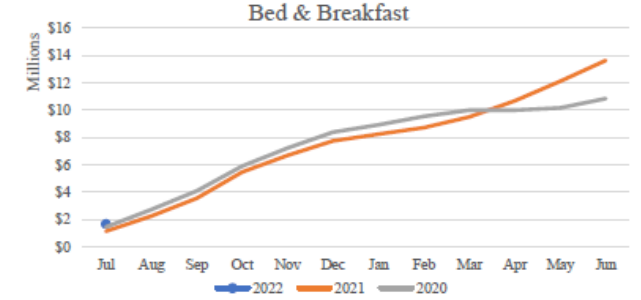
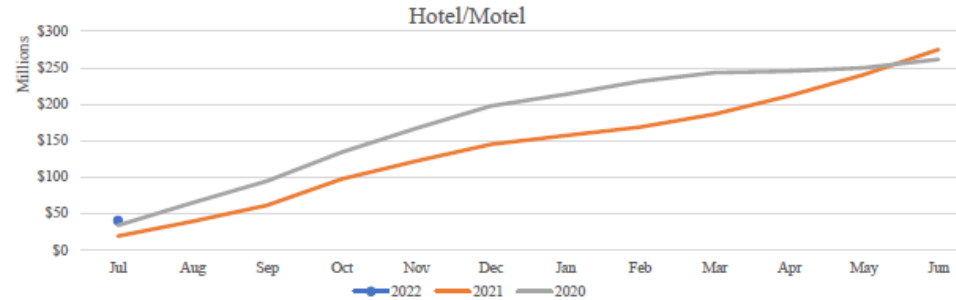
Shown by Month of Sale, Year-to-Date

August 31, 2021

Total Lodging Sales by Type, Year-to-Date



Year-to-Date Lodging Sales by Type, Compared to Prior Year





# FINANCIAL REPORTS

**Questions/Discussion**

# FINANCIAL REPORTS

## **Chair Kathleen Mosher**

- Suggested Motion:

Motion to approve the August 2021  
Financial Reports as presented.

- Motion Second
- Discussion

# FINANCIALS - ROLL CALL VOTE

## **Chair Kathleen Mosher**

- Vice Chair Brenda Durden
- Leah Ashburn
- Andrew Celwyn
- Larry Crosby
- Gary Froeba
- Matthew Lehman
- Michael Lusick
- John McKibbon
- Chair Kathleen Mosher

# PRESIDENT & CEO REPORT

VIC ISLEY  
PRESIDENT & CEO

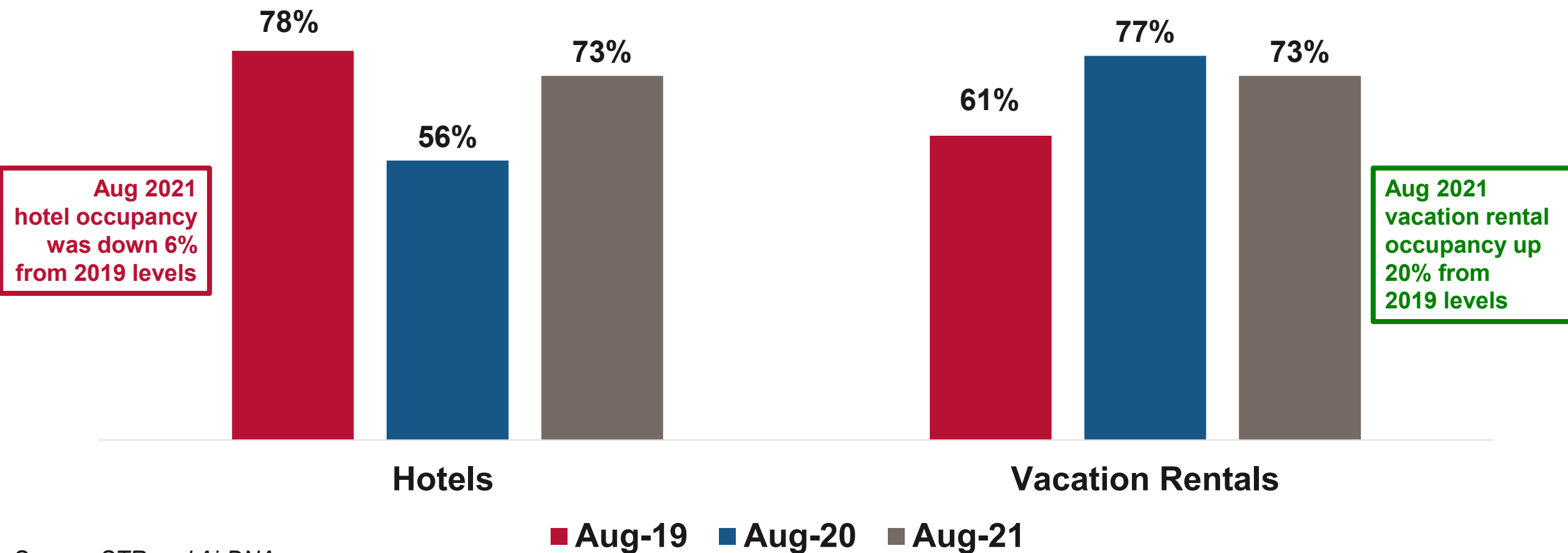
Explore **ASHEVILLE**

# TOP FIVE MONTHS OCCUPANCY TAX COLLECTION

		Percentage of Sales		
	Total Occupancy Tax Revenue	Hotel/Motel	Vacation Rental	B&B
July 2021	3,743,080	61.7%	35.7%	2.6%
June 2021	3,251,441	60.9%	36.5%	2.6%
October 2020	3,105,696	67.8%	28.7%	3.6%
October 2019	2,941,764	79.0%	17.4%	3.6%
May 2021	2,826,295	58.9%	38.2%	2.9%



# AUGUST LODGING OCCUPANCY



- Recognition of Bob Patel, recipient of the 2021 William A.V. Cecil Award
- Inspiration from keynote speaker Kevin Brown: 'Expand Your Vision, Grow Your Results'
- More than 175 business and community leaders in attendance

**Read more at [AshevilleCVB.com/Events](https://AshevilleCVB.com/Events)**















- 
- **CVB Staff Recap**
  - **Destination Dashboard**
  - **Quick List**
  - **Questions?**

Explore **ASHEVILLE**

# CITY COUNCIL UPDATE

**Councilmember Sandra Kilgore**

Asheville City Council Update

# BC COMMISSION UPDATE

**Commissioner Robert Pressley**

Buncombe County Commission Update



# MISCELLANEOUS BUSINESS

**Chair Kathleen Mosher**

# LIVE PUBLIC COMMENTS

## **Chair Kathleen Mosher**

Members of the Public were invited to sign-up to verbally share live comments during today's virtual BCTDA meeting.

As of the 12:00 p.m. deadline on Tuesday, September 28, no requests to speak had been received.

# WRITTEN PUBLIC COMMENTS

## **Chair Kathleen Mosher**

Members of the Public were invited to submit comments via email to [reply@ExploreAsheville.com](mailto:reply@ExploreAsheville.com) through 4:00 p.m. on Tuesday, September 28.

There were no written public comments received by the deadline.

# ADJOURNMENT

## **Chair Kathleen Mosher**

- Suggested Motion:

Motion to adjourn the BCTDA meeting

- Motion Second

- Discussion

# ADJOURN - ROLL CALL VOTE

## **Chair Kathleen Mosher**

- Vice Chair Brenda Durden
- Leah Ashburn
- Andrew Celwyn
- Larry Crosby
- Gary Froeba
- Matthew Lehman
- Michael Lusick
- John McKibbon
- Chair Kathleen Mosher



# NEXT BCTDA MEETING



*Thanks for attending!*

The next BCTDA meeting will be on  
**Wednesday, October 27, 2021 | 9:00 a.m.**

Location: Virtual via Zoom